

Electrical installation work on exhibition stands is generally to be carried out in compliance with the latest EN, DIN and VDE regulations and recognised technical practice. All work performed must be in accordance with the relevant safety requirements and, above all, with the provisions set out in DIN VDE 0100 parts 410, 520, 600 and 711, the VdS guidelines and the accident prevention code BGV A1, A3 and C1. Operating resources must be tested by a recognized European certification office (recognized testing bodies include VDE, OVE, etc.).

The following points require particular attention in this context:

Electrical installation work may only be carried out by qualified electricians in accordance with the provisions set out under VDE 0100-200 and/or VDE 0105-100. The electricians concerned must be equipped with appropriate tools and work aids. The electrical installation system may only operate in a defect-free state and subject to testing in accordance with VDE 0100-600 having been conducted and documented. The measures required for operational safety purposes must have therefore been taken prior to activation of the system. Work may only be carried out on equipment that has been disconnected from the power supply.

Anyone carrying out electrical installation work is individually responsible (i.e. personally liable) for assuring compliance with relevant electrical installation requirements and recognized technical practice!

■ Power supply/Main distributor panel

The stand must be equipped with a single switch (master switch) – residual current protective devices do not count as master switches – via which the complete electrical installation, with the exception of refrigerators, fax machines, electronic storage devices, can be deactivated.

The master switch and the main distributor panel on the stand must be located in such a way that they are accessible at all times. Any electrical faults must be rectified properly by persons qualified to do so without delay. The power supply is provided in the form of a TN-S system (3 phases, 1 zero conductor, 1 earth conductor).

AC voltage: 230 V ($\pm 10\%$) / 50 Hz
Three-phase voltage: 400 V ($\pm 10\%$) / 50 Hz

■ Protective measures

As an additional safety precaution, all circuits protected via fuses or miniature circuit breakers must also be fitted with a residual current device (RCD).

Maximum differential current 30 mA ($I_{\Delta} = 0.03$ A).

Frequency-controlled machinery (e.g. appropriate machines, robots, motors) is to be equipped with B SK-type RCDs (AC/DC-sensitive). Kindly consult a relevant Messe München GmbH-approved contractor in this respect.

All appliances, lamps and other equipment must be properly earthed unless the items concerned are protectively insulated (safety class 2) or run on protective low voltage (voltage range 1, SELV).

Stand structures made of metal, conductively interconnected metal parts and large metal parts to which electrical cables or equipment are fitted must be connected to the protective equipotential bonding (properly earthed). If electrical distributor panels from Messe München GmbH are used, the earthing work may only be carried out by electrical contractors approved by Messe München GmbH.

Cross-beams with lighting installations must be fitted with an additional protective equipotential bonding device (copper, min. 10 mm²) by the company installing the equipment. The potential equalization device concerned must connect up with the master equipotential bonding facility in the utility duct (this also applies to conductive stand components where applicable). The transfer point on the hall floor must be ordered via form 3.1. The potential equalization connection between the transfer point and the cross-beam with the lighting installation can be fitted by exhibitors themselves or ordered via the service company responsible for suspension units.

■ Cabling

All cabling must be installed and secured properly by persons qualified to do so. The external insulation of the cable (sheathing) must be inserted into the given appliances, lamps, plug devices, etc. All cabling must be effectively pull relieved.

The cable and wire used must be approved for usage in conjunction with the given type of installation and comply with the required sizes and specifications (DIN 57298/VDE 298). The minimum sectional area should be 1.5 mm².

If cables are not connected via plugs, they must be connected via clamp connections in hermetically sealed distribution boxes. Clamp connections installed without enclosures are prohibited.

If the cable runs where it may be trodden on, it must be provided with mechanical

protection of some form and/or only such cable may be used as is explicitly approved for areas subject to high mechanical stress (minimum H05RN-F). The usage of flat cabling is not permitted (with the exception of flat cabling certified by a recognized European certification office)! The cabling and wiring should be installed such that people cannot stumble over it.

■ Lamps in general

Lamps must be secured in such a way as to prevent them from falling down. All lamps must be secured via two mutually independent mountings (please note that support cables or chains count as secondary mountings) that are able to carry a load five times as heavy as their own weight. These are absolutely essential for installation heights of **2.50 m** and more (see under conductor rails/lighting bars too) or weights of **2 kg** upwards. The usage of cable and straps made of either natural or synthetic fibers (e.g. cable ties) for this purpose is prohibited. Support cables must be made of a non-flammable material. This also applies to lighting bar systems!

All lamps are to be equipped with some form of mechanical protection e.g. protective basket or safety screen or must have a retaining device that prevents the lamps or parts thereof from falling out.


The installation of lamps on flammable materials, e.g. wood, is prohibited unless a) the lamps carry one of the following markings:



Lamps for discharge lights with integrated control units for fitting into furniture made of flame-retardant or normally flammable materials (as defined in DIN 4102-1). The furniture finish can be coated, veneered or varnished.



Lamps
– for accommodating light bulbs
– for discharge lights with integrated control units for fitting to furniture made of materials, for which the flammability characteristics are not known.



New





Old

Lamps with limited surface temperatures e.g. for operating facilities with an enhanced risk of fire due to dust or fibrous materials.

- b) the lamps are located at a distance of at least 35 mm from the mounting surface or
- c) the lamps are mounted on to a non-flammable, temperature-insulating surface with a minimum thickness of 10 mm.

This applies in equal measure for sockets or other equipment that is/are fitted to flammable materials. The same requirements also apply to lamps installed in flooring.

Sufficient distance should be left between the lamp and any flammable materials in accordance with the given manufacturer's specifications (relevant markings generally on the lamp itself). The minimum distance is 0.5 m!

e.g.  0,5 m  minimum distance to the area to be lit (0.5 m in example shown)

If conductor rails/lighting bars are used, it is vital that the relevant insulating end pieces are inserted into the conductor rail to ensure that the current-carrying conductors cannot be touched. The minimum installation height of lighting bars is 2.50 m. Installation below this height is only possible if the bar is fully covered. Complete protection against touching must be guaranteed! The conductor rail is to be fastened to the given surface in a mechanically effective manner using non-flammable connections (e.g. screws, metal straps, etc.). Plastic cable ties may be used only as additional mounting aids.

■ Photovoltaic systems/

Electric power generation plants

When presenting photovoltaic systems or other electric power generation plants, a deactivation device ('fireman's switch') must be fitted in a clearly visible location that is accessible at all times for deactivating the system or plant in case of danger (with the exception of such systems or plants as do not generate open-circuit voltage in excess of 120 V DC). DIN VDE 0100 T 712 and DIN VDE 0126 requirements are to be observed and a test report in accordance with VDE 0126-23 drawn up and presented on request. The given stand is to be registered with the Technical Exhibition Services Division and identified with a sign marked 'PV System'.

■ Low-voltage lighting

In the case of halogen lamps, bulbs must be prevented from falling out by means of suitable retaining devices (e.g. clamps, claws or springs). The plug-in connection with the base offers insufficient security on its own!

All cabling must be insulated up to the lamps (varnish/paint is not acceptable as insulation). This also applies to structural parts that are used as live conductors.

Transformers:

Only such safety transformers as are approved for the specific area of application may be used. When installing such lighting, particular attention must be given to ensuring unrestricted heat dissipation (distances to be observed in accordance with markings printed on product and/or manufacturer's specifications). Transformers require both primary and secondary fusing. Any transformers not equipped with secondary fusing must have it retrofitted. Maximum fuse size is 25 A depending on the size of the transformer.

The fuse must be able to mechanically counter the anticipated short circuit current. Ideally, electrical overload protectors (response tolerance in case of failure ± 60 W) should be used.

Electronic transformers may be operated without secondary fusing only if they have been tested by an approved European certification body.

Caution: electronic transformer cabling may not exceed 2 m in length!

■ Neon lighting systems/signs

Systems with electrical discharge lamps: systems with any form of fluorescent signs or lamps used as illumination units on a stand or as exhibits with a rated power supply in excess of AC 230/400V must comply with the following requirements: the illuminated sign or lamp must be out of arm's reach (minimum height 2.5 m) or adequately protected to reduce the risk of injury (break-proof, transparent cover).

■ Please note

Any instructions given by electrical installation experts appointed by Messe München GmbH must be followed. In the event that the aforementioned requirements and/or instructions are not complied with, the exhibition stand concerned will be denied access to the power supply for safety reasons.